

# Modulo I - Sincronização Programação Concorrente

*Prof. Ismael H F Santos*

April 05

Prof. Ismael H. F. Santos - ismael@tecgraf.puc-rio.br

1

## Ementa

- Programação Concorrente - Processos e Threads
  - [The Critical-Section Problem](#)
  - [Two-task software solution](#)
  - [Peterson's Solution](#)
  - [Synchronization Hardware](#)
  - [Semaphores](#)
  - [Classic Problems of Synchronization](#)
    - Bounded-Buffer
    - Readers and Writers
    - Dining Philosophers
  - [Monitors](#)
  - [Java Synchronization](#)
  - [Synchronization Examples](#)
  - [Atomic Transactions](#)
  - [Client Server Communication](#)

April 05

Prof. Ismael H. F. Santos - ismael@tecgraf.puc-rio.br

2

## SCD – CO023

*Problema  
De Região  
Crítica*



April 05

Prof. Ismael H. F. Santos - ismael@tecgraf.puc-rio.br

3

## Background

- Concurrent access to shared data may result in data inconsistency
- Maintaining data consistency requires mechanisms to ensure the orderly execution of cooperating processes

April 05

Prof. Ismael H. F. Santos - ismael@tecgraf.puc-rio.br

4

## Background

---

- Suppose that we wanted to provide a solution to the consumer-producer problem that fills **all** the buffers. We can do so by having an integer **count** that keeps track of the number of full buffers. Initially, count is set to 0. It is incremented by the producer after it produces a new buffer and is decremented by the consumer after it consumes a buffer.

## Producer

---

```
while (true)
  /* produce an item and put in nextProduced */
  while (count == BUFFER_SIZE)
    ; // do nothing
  buffer [in] = nextProduced;
  in = (in + 1) % BUFFER_SIZE;
  count++;
}
```

## Consumer

```
while (1) {  
    while (count == 0)  
        ; // do nothing  
    nextConsumed = buffer[out];  
    out = (out + 1) % BUFFER_SIZE;  
    count--;  
    /* consume the item in nextConsumed */  
}
```

## Race Condition

- count++ could be implemented as

```
register1 = count  
register1 = register1 + 1  
count = register1
```

- count-- could be implemented as

```
register2 = count  
register2 = register2 - 1  
count = register2
```

## Race Condition (cont.)

- Consider this execution interleaving with “count = 5” initially:

S0: producer execute `register1 = count` {register1 = 5}

S1: producer execute `register1 = register1 + 1` {register1 = 6}

S2: consumer execute `register2 = count` {register2 = 5}

S3: consumer execute `register2 = register2 - 1` {register2 = 4}

S4: producer execute `count = register1` {count = 6}

S5: consumer execute `count = register2` {count = 4}

## Outro Exemplo RaceCondition

- Exemplo: acesso a saldo bancário

```
public class Conta {
    private int saldo;
    public Conta (int ini) {
        saldo = ini;
    }
    public int veSaldo() {
        return saldo;
    }
    public void deposita(int dep) {
        for (int i=0; i<dep; i++) {
            try {
                Thread.sleep(10); // da chance ao escalonador!
            }
            catch (InterruptedException exception) {
                System.err.println(exception);
            }
            saldo++;
        }
    }
}
```

```
public class ThreadsEnxeridas {
    public static void main(String[] args) {
        int repet = 20;
        Conta cc = new Conta(0);
        (new ThreadEnxerida("1", cc, repet)).start();
        (new ThreadEnxerida("2", cc, repet)).start();
        (new ThreadEnxerida("3", cc, repet)).start();
        (new ThreadEnxerida("4", cc, repet)).start();
    }
}

public class ThreadEnxerida extends Thread {
    private int vezes;
    private Conta cc;
    public ThreadEnxerida(String id, Conta a, int qtas) {
        super(id);
        cc = a;
        vezes = qtas;
    }
    public void run() {
        for (int i=0; i<vezes; i++) {
            System.out.println("thread" + getName() +
                "-saldo: " + cc.veSaldo());
            cc.deposita(100);
        }
    }
}
```

## Captura de estados inconsistentes

```
public void deposita(int dep) {  
    for (int i=0; i<dep; i++) {  
        saldo++;  
    }  
}
```

```
public int veSaldo() {  
    return saldo;  
}
```

April 05

Prof. Ismael H. F. Santos - ismael@tecgraf.puc-rio.br

11

## Condições de Corrida

- Situação onde o resultado final depende do momento em que ocorrerem as trocas de contexto

```
// gera arquivo  
Arquivo arq;  
...
```

} trecho sem condição de corrida

```
// Coloca na fila  
int p = fila.livre;  
fila.insere(arq, p);  
fila.livre++;
```

} trecho com condição de corrida  
**(Região Crítica)**

April 05

Prof. Ismael H. F. Santos - ismael@tecgraf.puc-rio.br

12

## Solution to Critical-Section Problem

---

1. Mutual Exclusion - If process  $P_i$  is executing in its critical section, then no other processes can be executing in their critical sections
2. Progress - If no process is executing in its critical section and there exist some processes that wish to enter their critical section, then the selection of the processes that will enter the critical section next cannot be postponed indefinitely

## Solution to Critical-Section Problem

---

3. Bounded Waiting - A bound must exist on the number of times that other processes are allowed to enter their critical sections after a process has made a request to enter its critical section and before that request is granted
  - Assume that each process executes at a nonzero speed
  - No assumption concerning relative speed of the  $N$  processes

## SCD – CO023

Solução  
Software p/  
2 processos



April 05

Prof. Ismael H. F. Santos - ismael@tegraf.puc-rio.br

15

## Two-task Solution

- Two tasks,  $T_0$  and  $T_1$  ( $T_i$  and  $T_j$ )
- Three solutions presented. All implement this MutualExclusion interface:

```
public interface MutualExclusion
{
    public static final int TURN_0 = 0;
    public static final int TURN_1 = 1;

    public abstract void enteringCriticalSection(int turn);
    public abstract void leavingCriticalSection(int turn);
}
```

April 05

Prof. Ismael H. F. Santos - ismael@tegraf.puc-rio.br

16



## Algorithm Factory class

- Used to create two threads and to test each algorithm

```
public class AlgorithmFactory {
    public static void main(String args[]) {
        MutualExclusion alg = new Algorithm 1();
        Thread first = new Thread( new Worker("Worker 0", 0, alg));
        Thread second = new Thread(new Worker("Worker 1", 1, alg));

        first.start();
        second.start();
    }
}
```

April 05

Prof. Ismael H. F. Santos - ismael@tecgraf.puc-rio.br

17

## Worker Thread

```
public class Worker implements Runnable {
    private String name;
    private int id;
    private MutualExclusion mutex;

    public Worker(String name, int id, MutualExclusion mutex) {
        this.name = name; this.id = id; this.mutex = mutex;
    }
    public void run() {
        while (true) {
            mutex.enteringCriticalSection(id);
            MutualExclusionUtilities.criticalSection(name);
            mutex.leavingCriticalSection(id);
            MutualExclusionUtilities.nonCriticalSection(name);
        }
    }
}
```

April 05

Prof. Ismael H. F. Santos - ismael@tecgraf.puc-rio.br

18

# Algorithm 1

- Threads share a common integer variable `turn`
- If `turn==i`, thread `i` is allowed to execute
- Does not satisfy progress requirement
  - Why?

# Algorithm 1

```
public class Algorithm_1 implements MutualExclusion {
    private volatile int turn;

    public Algorithm 1() {
        turn = TURN_0;
    }
    public void enteringCriticalSection(int t) {
        while (turn != t)
            Thread.yield();
    }
    public void leavingCriticalSection(int t) {
        turn = 1 - t;
    }
}
```

## Algorithm 2

- Add more state information
  - Boolean flags to indicate thread's interest in entering critical section
- Progress requirement still not met
  - Why?

## Algorithm 2

```
public class Algorithm_2 implements MutualExclusion {
    private volatile boolean flag0, flag1;
    public Algorithm_2() {
        flag0 = false; flag1 = false;
    }
    public void enteringCriticalSection(int t) {
        if (t == 0) {
            flag0 = true;
            while(flag1 == true)
                Thread.yield();
        } else {
            flag1 = true;
            while (flag0 == true)
                Thread.yield();
        }
    }
}
```

// Continued On Next Slide

## Algorithm 2 - cont

---

```
public void leavingCriticalSection(int t) {  
    if (t == 0)  
        flag0 = false;  
    else  
        flag1 = false;  
}
```

April 05

Prof. Ismael H. F. Santos - ismael@tecgraf.puc-rio.br

23

## Algorithm 3

---

- Combine ideas from 1 and 2
- Does it meet critical section requirements?

April 05

Prof. Ismael H. F. Santos - ismael@tecgraf.puc-rio.br

24

## Algorithm 3

```
public class Algorithm_3 implements MutualExclusion {
    private volatile boolean flag0;
    private volatile boolean flag1;
    private volatile int turn;
    public Algorithm_3() {
        flag0 = false; flag1 = false; turn = TURN_0;
    }

    public void leavingCriticalSection(int t) {
        if (t == 0)
            flag0 = false;
        else
            flag1 = false;
    }
}
```

// Continued on Next Slide

April 05

Prof. Ismael H. F. Santos - ismael@tecgraf.puc-rio.br

25

## Algorithm 3 - enteringCriticalSection

```
public void enteringCriticalSection(int t) {
    int other = 1 - t; turn = other;
    if (t == 0) {
        flag0 = true;
        while(flag1 == true && turn == other)
            Thread.yield();
    }
    else {
        flag1 = true;
        while (flag0 == true && turn == other)
            Thread.yield();
    }
}
```

April 05

Prof. Ismael H. F. Santos - ismael@tecgraf.puc-rio.br

26

## SCD – CO023

Solução  
De  
Peterson



April 05

Prof. Ismael H. F. Santos - ismael@tecgraf.puc-rio.br

27

## Peterson's Solution

- Two process solution
- Assume that the LOAD and STORE instructions are atomic; that is, cannot be interrupted.
- The two processes share two variables:
  - int **turn**;
  - Boolean **flag[2]**

April 05

Prof. Ismael H. F. Santos - ismael@tecgraf.puc-rio.br

28

## Peterson's Solution

- The variable **turn** indicates whose turn it is to enter the critical section.
- The **flag** array is used to indicate if a process is ready to enter the critical section. **flag[i] = true** implies that process  $P_i$  is ready!

## Algorithm for Process $P_i$

```
do {  
    flag[i] = TRUE;  
    turn = j;  
    while ( flag[j] && turn == j);  
  
    CRITICAL SECTION  
  
    flag[i] = FALSE;  
  
    REMAINDER SECTION  
  
} while (TRUE);
```

## SCD – CO023

Sincronização  
com  
Hardware



April 05

Prof. Ismael H. F. Santos - ismael@tecgraf.puc-rio.br

31

## Synchronization Hardware

- Many systems provide hardware support for critical section code
- Uniprocessors – could disable interrupts
  - Currently running code would execute without preemption
  - Generally too inefficient on multiprocessor systems
    - Operating systems using this not broadly scalable

April 05

Prof. Ismael H. F. Santos - ismael@tecgraf.puc-rio.br

32



## Synchronization Hardware

- Modern machines provide special atomic hardware instructions
  - Atomic = non-interruptable
  - Either test memory word and set value
  - Or swap contents of two memory words

## Data Structure for Hardware Solutions

```
public class HardwareData {
    private boolean data;
    public HardwareData(boolean data) {
        this.data = data;
    }
    public boolean get() {
        return data;
    }
    public void set(boolean data) {
        this.data = data;
    }
}
```

// Continued on Next Slide

## Data Structure for Hardware Solutions - cont

```
public boolean getAndSet(boolean data) {
    boolean oldValue = this.get();
    this.set(data);
    return oldValue;
}

public void swap(HardwareData other) {
    boolean temp = this.get();
    this.set(other.get());
    other.set(temp);
}
}
```

April 05

Prof. Ismael H. F. Santos - ismael@tecgraf.puc-rio.br

35

## Thread Using get-and-set Lock

```
// lock is shared by all threads
HardwareData lock = new HardwareData(false);
while (true) {
    while (lock.getAndSet(true))
        Thread.yield();
    criticalSection();
    lock.set(false);
    nonCriticalSection();
}
```

April 05

Prof. Ismael H. F. Santos - ismael@tecgraf.puc-rio.br

36

## Thread Using swap Instruction

```
// lock is shared by all threads
HardwareData lock = new HardwareData(false);
// each thread has a local copy of key
HardwareData key = new HardwareData(true);

while (true) {
    key.set(true);
    do {
        lock.swap(key);
    }
    while (key.get() == true)
        ;
    criticalSection();
    lock.set(false);
    nonCriticalSection();
}
```

April 05

Prof. Ismael H. F. Santos - ismael@tecgraf.puc-rio.br

37

## TestAndndSet Instruction

### ■ Definition:

```
boolean TestAndSet (boolean *target)
{
    boolean rv = *target;
    *target = TRUE;
    return rv;
}
```

April 05

Prof. Ismael H. F. Santos - ismael@tecgraf.puc-rio.br

38

## Solution using TestAndSet

- Shared boolean variable lock., initialized to false.
- Solution:

```
do {  
    while ( TestAndSet (&lock )) // protocolo entrada  
        ; /* do nothing
```

### CRITICAL SECTION

```
lock = FALSE; // protocolo saída  
REMAINDER SECTION  
} while ( TRUE);
```

## Swap Instruction

- Definition:

```
void Swap (boolean *a, boolean *b)  
{  
    boolean temp = *a;  
    *a = *b;  
    *b = temp;  
}
```

## Solution using Swap

- Shared Boolean variable lock initialized to FALSE; Each process has a local Boolean variable key.
- Solution:

## Solution using Swap

```
do {  
    key = TRUE;  
    while ( key == TRUE)  
        Swap (&lock, &key ); // protocolo entrada  
  
    CRITICAL SECTION  
  
    lock = FALSE;           // protocolo saída  
  
    REMAINDER SECTION  
  
} while ( TRUE);
```

## SCD – CO023

Semaforos



April 05

Prof. Ismael H. F. Santos - ismael@tecgraf.puc-rio.br

43

## Semaphore

- Synchronization tool that does not require busy waiting (also called **spin lock**)
- Semaphore  $S$  – integer variable
- Two standard operations modify  $S$ : **acquire()** and **release()**
  - Originally called **P()** and **V()**
- Less complicated

April 05

Prof. Ismael H. F. Santos - ismael@tecgraf.puc-rio.br

44

## Semaphore

- Can only be accessed via two indivisible (atomic) operations
  - `acquire()` {  
    while `cont <= 0`  
    ; // no-op  
    `cont--`;  
}
  - `release()` {  
    `cont++`;  
}

April 05

Prof. Ismael H. F. Santos - ismael@tecgraf.puc-rio.br

45

## Semaphore as General Synchronization Tool

- Counting semaphore – integer value can range over an unrestricted domain
- Binary semaphore – integer value can range only between 0 and 1; can be simpler to implement
  - Also known as mutex locks
- Can implement a counting semaphore  $S$  as a binary semaphore

April 05

Prof. Ismael H. F. Santos - ismael@tecgraf.puc-rio.br

46

## Semaphore as General Synchronization Tool

- Provides mutual exclusion

```
Semaphore s; // initialized to 1 default
```

```
s.acquire(); // protocolo entrada
```

### CRITICAL SECTION

```
s.release(); // protocolo saída
```

## Synchronization using Semaphores Implementation - Worker

```
public class Worker implements Runnable {
    private Semaphore sem;
    private String name;
    public Worker(Semaphore sem, String name) {
        this.sem = sem; this.name = name;
    }
    public void run() {
        while (true) {
            sem.acquire();
            MutualExclusionUtilities.criticalSection(name);
            sem.release();
            MutualExclusionUtilities.nonCriticalSection(name);
        }
    }
}
```



## Synchronization using Semaphores Implementation - SemaphoreFactory

```
public class SemaphoreFactory
{
    public static void main(String args[]) {
        Semaphore sem = new Semaphore(1);
        Thread[] bees = new Thread[5];
        for (int i = 0; i < 5; i++)
            bees[i] = new Thread( new Worker(sem, "Worker " +
                (new Integer(i)).toString() ));

        for (int i = 0; i < 5; i++)
            bees[i].start();
    }
}
```

April 05

Prof. Ismael H. F. Santos - ismael@tecgraf.puc-rio.br

49

## Semaphore Implementation

- Must guarantee that no two processes can execute wait () and signal () on the same semaphore at the same time
- Thus, implementation becomes the critical section problem where the wait and signal code are placed in the critical section.
  - Could now have busy waiting in critical section implementation
    - But implementation code is short
    - Little busy waiting if critical section rarely occupied

April 05

Prof. Ismael H. F. Santos - ismael@tecgraf.puc-rio.br

50

## Semaphore Implementation

---

- Note that applications may spend lots of time in critical sections and therefore this is not a good solution.

## Semaphore Implementation with no Busy waiting

---

- With each semaphore there is an associated waiting queue. Each entry in a waiting queue has two data items:
  - value (of type integer)
  - pointer to next record in the list

## Semaphore Implementation with no Busy waiting

- Two operations:
  - **block** – place the process invoking the operation on the appropriate waiting queue.
  - **wakeup** – remove one of processes in the waiting queue and place it in the ready queue.

## Semaphore Implementation with no Busy waiting (Cont.)

- Implementation of wait:

```
Semaphore {
  acquire() {
    value--;
    if (value < 0) {
      add this process to waiting queue
      block();
    }
  }
}
```

## Semaphore Implementation with no Busy waiting (Cont.)

- Implementation of signal:

```
Semaphore {  
    release() {  
        value++;  
        if (value <= 0) {  
            remove a process P from the waiting  
            queue  
            wakeup(P);  
        }  
    }  
}
```

April 05

Prof. Ismael H. F. Santos - ismael@tecgraf.puc-rio.br

55

## Deadlock and Starvation

- Deadlock – two or more processes are waiting indefinitely for an event that can be caused by only one of the waiting processes

- Let S and Q be two semaphores initialized to 1

$P_0$	$P_1$
S.acquire();	Q.acquire();
Q.acquire();	S.acquire();
...	...
S.release();	Q.release();
Q.release();	S.release();

- Starvation – indefinite blocking. A process may never be removed from the semaphore queue in which it is suspended.

April 05

Prof. Ismael H. F. Santos - ismael@tecgraf.puc-rio.br

56

## SCD – CO023

*Problemas  
Classicos  
Sincronização*



April 05

Prof. Ismael H. F. Santos - ismael@tecgraf.puc-rio.br

57

## Classical Problems of Synchronization

- Bounded-Buffer Problem
- Dining-Philosophers Problem
- Readers and Writers Problem

April 05

Prof. Ismael H. F. Santos - ismael@tecgraf.puc-rio.br

58

## SCD – CO023

Bounded  
Buffer



April 05

Prof. Ismael H. F. Santos - ismael@tecgraf.puc-rio.br

59

## Bounded-Buffer Problem

- $N$  buffers, each can hold one item
- Semaphore **mutex** initialized to the value 1
- Semaphore **full** initialized to the value 0
- Semaphore **empty** initialized to the value  $N$ .

April 05

Prof. Ismael H. F. Santos - ismael@tecgraf.puc-rio.br

60

## Bounded Buffer Problem (Cont.)

---

- The structure of the producer process

```
do {  
    // produce an item  
    empty.acquire();  
    mutex.acquire();  
    // add the item to the buffer  
    mutex.release();  
    full.release();  
} while (true);
```

April 05

Prof. Ismael H. F. Santos - ismael@tecgraf.puc-rio.br

61

## Bounded Buffer Problem (Cont.)

---

- The structure of the consumer process

```
do {  
    full.acquire();  
    mutex.acquire();  
    // remove an item from buffer  
    mutex.release();  
    empty.release();  
    // consume the removed item  
} while (true);
```

April 05

Prof. Ismael H. F. Santos - ismael@tecgraf.puc-rio.br

62

## Bounded-Buffer Problem

```
public class BoundedBuffer implements Buffer {
    private static final int BUFFER SIZE = 5;
    private Object[] buffer;
    private int in, out;
    private Semaphore mutex;
    private Semaphore empty;
    private Semaphore full;
```

// Continued on next Slide

April 05

Prof. Ismael H. F. Santos - ismael@tecgraf.puc-rio.br

63

## Bounded Buffer Constructor

```
public BoundedBuffer() {
    // buffer is initially empty
    in = 0;
    out = 0;
    buffer = new Object[BUFFER SIZE];
    mutex = new Semaphore(1);
    empty = new Semaphore(BUFFER SIZE);
    full = new Semaphore(0);
}

public void insert(Object item) { /* next slides */ }

public Object remove() { /* next slides */ }
}
```

April 05

Prof. Ismael H. F. Santos - ismael@tecgraf.puc-rio.br

64



## Bounded Buffer Problem: insert() Method

```
public void insert(Object item) {
    empty.acquire();
    mutex.acquire();
    // add an item to the buffer
    buffer[in] = item;
    in = (in + 1) % BUFFER SIZE;
    mutex.release();
    full.release();
}
```

April 05

Prof. Ismael H. F. Santos - ismael@tecgraf.puc-rio.br

65

## Bounded Buffer Problem: remove() Method

```
public Object remove() {
    full.acquire();
    mutex.acquire();
    // remove an item from the buffer
    Object item = buffer[out];
    out = (out + 1) % BUFFER SIZE;
    mutex.release();
    empty.release();
    return item;
}
```

April 05

Prof. Ismael H. F. Santos - ismael@tecgraf.puc-rio.br

66

## Bounded Buffer Problem: Producer

```
import java.util.Date;
public class Producer implements Runnable {
    private Buffer buffer;
    public Producer(Buffer buffer) { this.buffer = buffer; }
    public void run() {
        Date message;
        while (true) {
            // nap for awhile
            SleepUtilities.nap();
            // produce an item & enter it into the buffer
            message = new Date();
            buffer.insert(message);
        }
    }
}
```

April 05

Prof. Ismael H. F. Santos - ismael@tecgraf.puc-rio.br

67

## Bounded Buffer Problem: Consumer

```
import java.util.Date;
public class Consumer implements Runnable {
    private Buffer buffer;
    public Consumer(Buffer buffer) {
        this.buffer = buffer;
    }
    public void run() {
        Date message;
        while (true) {
            // nap for awhile
            SleepUtilities.nap();
            // consume an item from the buffer
            message = (Date)buffer.remove();
        }
    }
}
```

April 05

Prof. Ismael H. F. Santos - ismael@tecgraf.puc-rio.br

68

## Bounded Buffer Problem: Factory

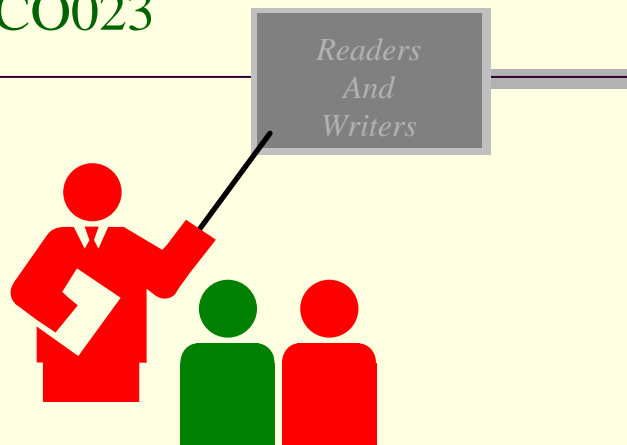
```
public class Factory
{
    public static void main(String args[]) {
        Buffer buffer = new BoundedBuffer();
        // now create the producer and consumer threads
        Thread producer = new Thread(new Producer(buffer));
        Thread consumer = new Thread(new Consumer(buffer));
        producer.start();
        consumer.start();
    }
}
```

April 05

Prof. Ismael H. F. Santos - ismael@tecgraf.puc-rio.br

69

## SCD – CO023



April 05

Prof. Ismael H. F. Santos - ismael@tecgraf.puc-rio.br

70

## Readers-Writers Problem

---

- A data set is shared among a number of concurrent processes
  - Readers – only read the data set; they do **not** perform any updates
  - Writers – can both read and write.
- Problem – allow multiple readers to read at the same time. Only one single writer can access the shared data at the same time.

April 05

Prof. Ismael H. F. Santos - ismael@tecgraf.puc-rio.br

71

## Readers-Writers Problem (1ª solução)

---

- Shared Data
  - Data set
  - Semaphore **mutex** initialized to 1.
  - Semaphore **wrt** initialized to 1.
  - Integer **readcount** initialized to 0.

April 05

Prof. Ismael H. F. Santos - ismael@tecgraf.puc-rio.br

72

## Readers-Writers Problem (Cont.)

- The structure of a **writer** process

```
do {  
    wrt.acquire() ;  
  
    // writing is performed  
  
    wrt.release() ;  
} while (true)
```

April 05

Prof. Ismael H. F. Santos - ismael@tecgraf.puc-rio.br

73

## Readers-Writers Problem (Cont.)

- The structure of a **reader** process

```
do {  
    mutex.acquire() ;  
    readcount ++ ;  
    if (readercount == 1) wrt.wait() ;  
    mutex.release()  
    // reading is performed  
    mutex.acquire() ;  
    readcount - - ;  
    if (readcount == 0) wrt.signal() ;
```

April 05

Prof. Ismael H. F. Santos - ismael@tecgraf.puc-rio.br

74

## Readers-Writers Problem (2ª solução)

### ■ Shared Data

- Data set
- Interface RWLock
  - **Methods:** acquire/release Read or Write lock.
- Semaphore **mutex** initialized to 1
- Semaphore **db** initialized to 1.
- Integer **readcount** initialized to 0.

April 05

Prof. Ismael H. F. Santos - ismael@tecgraf.puc-rio.br

75

## Readers-Writers Problem: Interface

```
public interface RWLock {  
    public abstract void acquireReadLock();  
    public abstract void acquireWriteLock();  
    public abstract void releaseReadLock();  
    public abstract void releaseWriteLock();  
}
```

April 05

Prof. Ismael H. F. Santos - ismael@tecgraf.puc-rio.br

76

## Readers-Writers Problem: Reader

```
public class Reader implements Runnable {
    private RWLock db;
    public Reader(RWLock db) { this.db = db; }
    public void run() {
        while (true) { // nap for awhile
            db.acquireReadLock();
            // you now have access to read from the database
            // read from the database
            db.releaseReadLock();
        }
    }
}
```

April 05

Prof. Ismael H. F. Santos - ismael@tecgraf.puc-rio.br

77

## Readers-Writers Problem: Writer

```
public class Writer implements Runnable {
    private RWLock db;
    public Writer(RWLock db) {
        this.db = db;
    }
    public void run() {
        while (true) {
            db.acquireWriteLock();
            // you have access to write to the database
            // write to the database
            db.releaseWriteLock();
        }
    }
}
```

April 05

Prof. Ismael H. F. Santos - ismael@tecgraf.puc-rio.br

78

## Readers-Writers Problem: Database

```
public class Database implements RWLock {
    private int readerCount;
    private Semaphore mutex;
    private Semaphore db;
    public Database() {
        readerCount = 0;
        mutex = new Semaphore(1);
        db = new Semaphore(1);
    }
    public int acquireReadLock() { /* next slides */ }
    public int releaseReadLock() { /* next slides */ }
    public void acquireWriteLock() { /* next slides */ }
    public void releaseWriteLock() { /* next slides */ }
}
```

April 05

Prof. Ismael H. F. Santos - ismael@tecgraf.puc-rio.br

79

## Readers-Writers Problem: Methods called by readers

```
public void acquireReadLock() {
    mutex.acquire();
    ++readerCount;
    // if I am the first reader tell all others that the database is being read
    if (readerCount == 1) db.acquire();
    mutex.release();
}

public void releaseReadLock() {
    mutex.acquire();
    --readerCount;
    // if I am the last reader tell all others that the database is
    // no longer being read
    if (readerCount == 0) db.release();
    mutex.release();
}
```

April 05

Prof. Ismael H. F. Santos - ismael@tecgraf.puc-rio.br

80



## Readers-Writers Problem: Methods called by writers

```
public void acquireWriteLock() {  
    db.acquire();  
}  
  
public void releaseWriteLock() {  
    db.release();  
}
```

## Readers-Writers Problem (3ª solução)

- Shared Data
  - Data set
  - Flags `dbReading` and `dbWriting` initialized to false.
  - Integer `readcount` initialized to 0.

## Reader Methods with Java Synchronization

```
public class Database {
    public Database() {
        readerCount = 0; dbReading = false; dbWriting = false;
    }
    public synchronized int startRead() { /* see next slides */ }
    public synchronized int endRead() { /* see next slides */ }
    public synchronized void startWrite() { /* see next slides */ }
    public synchronized void endWrite() { /* see next slides */ }
    private int readerCount;
    private boolean dbReading;
    private boolean dbWriting;
}
```

April 05

Prof. Ismael H. F. Santos - ismael@tecgraf.puc-rio.br

83

## Reader Methods with Java Synchronization

```
public class Database implements RLock {
    private int readerCount;
    private boolean dbWriting;
    public Database() {
        readerCount = 0;
        dbWriting = false;
    }
    public synchronized void acquireReadLock() { // see next slides
    }
    public synchronized void releaseReadLock() { // see next slides
    }
    public synchronized void acquireWriteLock() { // see next slides
    }
    public synchronized void releaseWriteLock() { // see next slides
    }
}
```

April 05

Prof. Ismael H. F. Santos - ismael@tecgraf.puc-rio.br

84

## acquireReadLock() Method

```
public synchronized void acquireReadLock() {
    while (dbWriting == true) {
        try {
            wait();
        }
        catch (InterruptedException e) {}
    }
    ++readerCount;
}
```

April 05

Prof. Ismael H. F. Santos - ismael@tecgraf.puc-rio.br

85

## releaseReadLock() Method

```
public synchronized void releaseReadLock() {
    --readerCount;
    // if I am the last reader tell writers
    // that the database is no longer being read
    if (readerCount == 0)
        notify();
}
```

April 05

Prof. Ismael H. F. Santos - ismael@tecgraf.puc-rio.br

86

## startRead() Method

```
public synchronized int startRead() {
    while (dbWriting == true) {
        try {
            wait();
        } catch (InterruptedException e) {}
    }
    ++readerCount;
    if (readerCount == 1)
        dbReading = true;
    return readerCount;
}
```

April 05

Prof. Ismael H. F. Santos - ismael@tecgraf.puc-rio.br

87

## endRead() Method

```
public synchronized int endRead() {
    --readerCount
    if (readerCount == 0) {
        dbReading = false;
        notifyAll();
    }
    return readerCount;
}
```

April 05

Prof. Ismael H. F. Santos - ismael@tecgraf.puc-rio.br

88

## Writer Methods

```
public synchronized void startWrite() {
    while (dbReading == true || dbWriting == true)
        try {
            wait();
        } catch (InterruptedException e) {}
    dbWriting = true;
}

public synchronized void endWrite() {
    dbWriting = false;
    notifyAll();
}
```

April 05

Prof. Ismael H. F. Santos - ismael@tecgraf.puc-rio.br

89

## Writer Methods

```
public synchronized void acquireWriteLock() {
    while (readerCount > 0 || dbWriting == true) {
        try {
            wait();
        }
        catch(InterruptedException e) {}
    }
    // once there are either no readers or writers
    // indicate that the database is being written
    dbWriting = true;
}

public synchronized void releaseWriteLock() {
    dbWriting = false;
    notifyAll();
}
```

April 05

Prof. Ismael H. F. Santos - ismael@tecgraf.puc-rio.br

90

## SCD – CO023

*Dining  
Philosophers*



April 05

Prof. Ismael H. F. Santos - ismael@tecgraf.puc-rio.br

91

## Dining-Philosophers Problem



### ■ Shared data

- Bowl of rice (data set)
- Semaphore `chopstick [5]` initialized to 1

```
Semaphore chopStick[] = new Semaphore[5];
```

April 05

Prof. Ismael H. F. Santos - ismael@tecgraf.puc-rio.br

92

## Dining-Philosophers Problem (Cont.)

```
■ Philosopher i:  
  while (true) {  
    // get left chopstick  
    chopStick[i].acquire();  
    // get right chopstick  
    chopStick[(i + 1) % 5].acquire();  
    // go to eat !!!  
    eating();  
    // return left chopstick  
    chopStick[i].release();  
    // return right chopstick  
    chopStick[(i + 1) % 5].release();  
    thinking();  
  }
```

April 05

Prof. Ismael H. F. Santos - ismael@tecgraf.puc-rio.br

93

## Problems with Semaphores

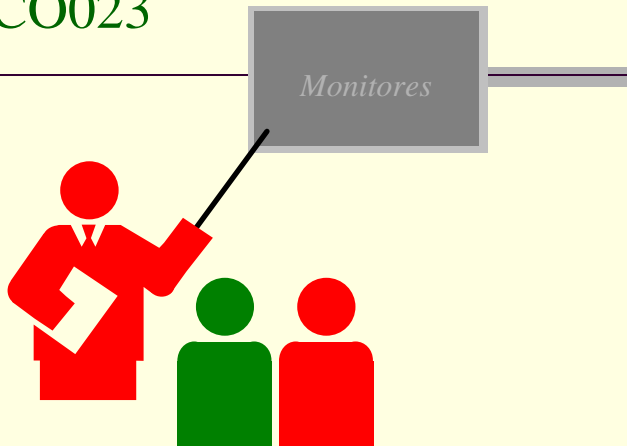
- Correct use of semaphore operations:
  - mutex.release() .... mutex.acquire()
  - mutex.acquire() ... mutex.release()
  - Omitting of mutex.acquire() or mutex.release() (or both)

April 05

Prof. Ismael H. F. Santos - ismael@tecgraf.puc-rio.br

94

## SCD – CO023



April 05

Prof. Ismael H. F. Santos - ismael@tecgraf.puc-rio.br

95

## Monitors

- A high-level abstraction that provides a convenient and effective mechanism for process synchronization
- Only one process may be active within the monitor at a time

```
monitor monitor-name {  
    // shared variable declarations  
    procedure P1 (...) { .... }  
    ...  
  
    procedure Pn (...) {.....}  
  
    Initialization code ( ....) { ... }  
}
```

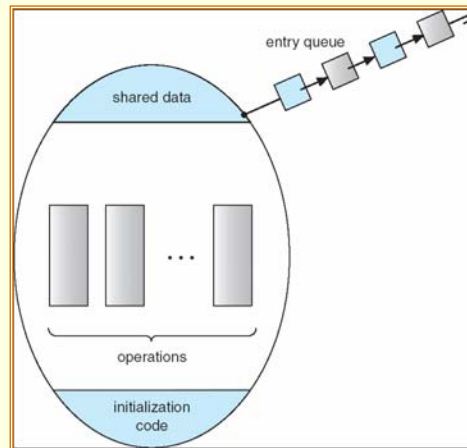
April 05

Prof. Ismael H. F. Santos - ismael@tecgraf.puc-rio.br

96



## Schematic view of a Monitor



April 05

Prof. Ismael H. F. Santos - ismael@tecgraf.puc-rio.br

97

## Condition Variables

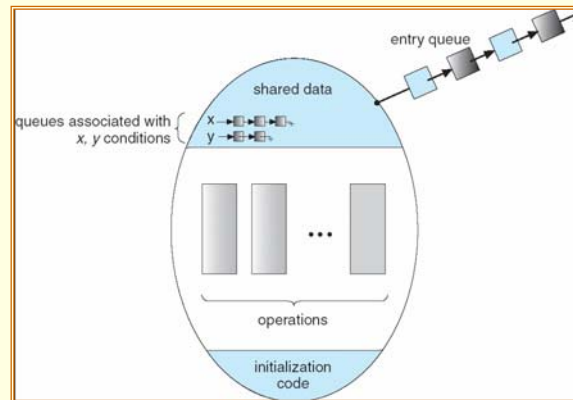
- `condition x, y;`
- Two operations on a condition variable:
  - `x.wait ()` – a process that invokes the operation is suspended.
  - `x.signal ()` – resumes one of processes (if any) that invoked `x.wait ()`

April 05

Prof. Ismael H. F. Santos - ismael@tecgraf.puc-rio.br

98

## Monitor with Condition Variables



April 05

Prof. Ismael H. F. Santos - ismael@tecgraf.puc-rio.br

99

## Solution to Dining Philosophers

```
monitor DP {
  enum { THINKING; HUNGRY, EATING) state [5];
  condition self [5];

  void pickup (int i) {
    state[i] = HUNGRY; test(i);
    if (state[i] != EATING) self [i].wait;
  }
  void putdown (int i) {
    state[i] = THINKING // test left and right neighbors
    test((i + 4) % 5);
    test((i + 1) % 5);
  }
}
```

April 05

Prof. Ismael H. F. Santos - ismael@tecgraf.puc-rio.br

100

## Solution to Dining Philosophers (cont)

```
void test (int i) {  
    if ( (state[(i + 4) % 5] != EATING) &&  
        (state[i] == HUNGRY) &&  
        (state[(i + 1) % 5] != EATING) ) {  
        state[i] = EATING ;  
        self[i].signal () ;  
    }  
}  
initialization_code() {  
    for (int i = 0; i < 5; i++)  
        state[i] = THINKING;  
}  
}
```

April 05

Prof. Ismael H. F. Santos - ismael@tecgraf.puc-rio.br

101

## SCD – CO023

*Mecanismos  
Sincronização  
dos SOS*



April 05

Prof. Ismael H. F. Santos - ismael@tecgraf.puc-rio.br

102

## Synchronization Examples

---

- Solaris
- Windows XP
- Linux
- Pthreads

## Solaris Synchronization

---

- Implements a variety of locks to support multitasking, multithreading (including real-time threads), and multiprocessing
- Uses adaptive mutexes for efficiency when protecting data from short code segments
- Uses condition variables and readers-writers locks when longer sections of code need access to data
- Uses turnstiles to order the list of threads waiting to acquire either an adaptive mutex or reader-writer lock

## Windows XP Synchronization

---

- Uses interrupt masks to protect access to global resources on uniprocessor systems
- Uses spinlocks on multiprocessor systems
- Also provides dispatcher objects which may act as either mutexes and semaphores
- Dispatcher objects may also provide events
  - An event acts much like a condition variable

## Linux Synchronization

---

- Linux:
  - disables interrupts to implement short critical sections
- Linux provides:
  - semaphores
  - spin locks

## Pthreads Synchronization

- Pthreads API is OS-independent
- It provides:
  - mutex locks
  - condition variables
- Non-portable extensions include:
  - read-write locks
  - spin locks

April 05

Prof. Ismael H. F. Santos - ismael@tecgraf.puc-rio.br

107

## SOP – CO009

*Transações  
Atômicas*



April 05

Prof. Ismael H. F. Santos - ismael@tecgraf.puc-rio.br

108

## Cooperating Processes

- **Independent** process cannot affect or be affected by the execution of another process
- **Cooperating** process can affect or be affected by the execution of another process
- Advantages of process cooperation
  - Information sharing
  - Computation speed-up
  - Modularity
  - Convenience

April 05

Prof. Ismael H. F. Santos - ismael@tecgraf.puc-rio.br

109

## Producer-Consumer Problem

- Paradigm for cooperating processes, *producer* process produces information that is consumed by a *consumer* process
  - *unbounded-buffer* places no practical limit on the size of the buffer
  - *bounded-buffer* assumes that there is a fixed buffer size

April 05

Prof. Ismael H. F. Santos - ismael@tecgraf.puc-rio.br

110

## Bounded-Buffer – Shared-Memory Solution

- Shared data

```
#define BUFFER_SIZE 10
typedef struct {
    . . .
} item;

item buffer[BUFFER_SIZE];
int in = 0; int out = 0;
```

- Solution is correct, but can only use BUFFER\_SIZE-1 elements

April 05

Prof. Ismael H. F. Santos - ismael@tecgraf.puc-rio.br

111

## Bounded-Buffer – Insert() Method

```
while (true) {
    /* Produce an item */
    while( ((in = (in + 1) % BUFFER SIZE count) == out)
        ; /* do nothing -- no free buffers */
    buffer[in] = item;
    in = (in + 1) % BUFFER SIZE;
}
```

April 05

Prof. Ismael H. F. Santos - ismael@tecgraf.puc-rio.br

112



## Bounded Buffer – Remove() Method

```
while (true) {  
    while (in == out)  
        ; // do nothing -- nothing to consume  
  
    // remove an item from the buffer  
    item = buffer[out];  
    out = (out + 1) % BUFFER SIZE;  
    return item;  
}
```

April 05

Prof. Ismael H. F. Santos - ismael@tecgraf.puc-rio.br

113

## Interprocess Communication (IPC)

- Mechanism for processes to communicate and to synchronize their actions
- Message system – processes communicate with each other without resorting to shared variables
- IPC facility provides two operations:
  - **send**(*message*) – message size fixed or variable
  - **receive**(*message*)

April 05

Prof. Ismael H. F. Santos - ismael@tecgraf.puc-rio.br

114

## Interprocess Communication (IPC)

---

- If  $P$  and  $Q$  wish to communicate, they need to:
  - establish a *communication link* between them
  - exchange messages via send/receive
- Implementation of communication link
  - physical (e.g., shared memory, hardware bus)
  - logical (e.g., logical properties)

April 05

Prof. Ismael H. F. Santos - ismael@tecgraf.puc-rio.br

115

## Implementation Questions

---

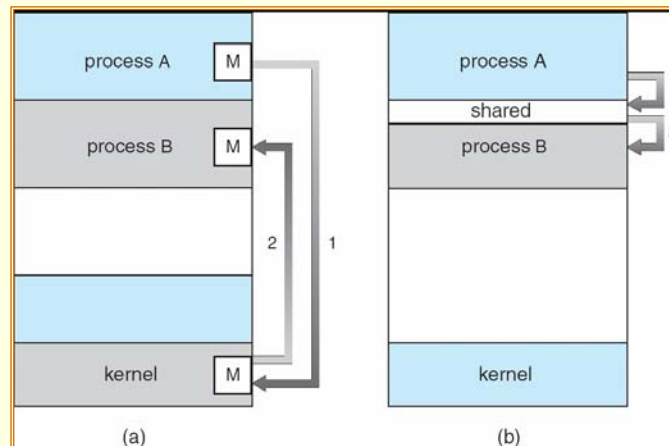
- How are links established?
- Can a link be associated with more than two processes?
- How many links can there be between every pair of communicating processes?
- What is the capacity of a link?
- Is the size of a message that the link can accommodate fixed or variable?
- Is a link unidirectional or bi-directional?

April 05

Prof. Ismael H. F. Santos - ismael@tecgraf.puc-rio.br

116

## Communications Models



April 05

Prof. Ismael H. F. Santos - ismael@tecgraf.puc-rio.br

117

## Direct Communication

- Processes must name each other explicitly:
  - **send** ( $P$ ,  $message$ ) – send a message to process  $P$
  - **receive**( $Q$ ,  $message$ ) – receive a message from  $Q$
- Properties of communication link
  - Links are established automatically
  - A link is associated with exactly one pair of communicating processes
  - Between each pair there exists exactly one link
  - The link may be unidirectional, but is usually bi-directional

April 05

Prof. Ismael H. F. Santos - ismael@tecgraf.puc-rio.br

118

## Indirect Communication

---

- Messages are directed and received from mailboxes (also referred to as ports)
  - Each mailbox has a unique id
  - Processes can communicate only if they share a mailbox

## Indirect Communication

---

- Properties of communication link
  - Link established only if processes share a common mailbox
  - A link may be associated with many processes
  - Each pair of processes may share several communication links
  - Link may be unidirectional or bi-directional

## Indirect Communication

---

### ■ Operations

- create a new mailbox
- send and receive messages through mailbox
- destroy a mailbox

### ■ Primitives are defined as:

- **send**( $A$ ,  $message$ ) – send a message to mailbox  $A$
- **receive**( $A$ ,  $message$ ) – receive a message from mailbox  $A$

## Indirect Communication

---

### ■ Mailbox sharing

- $P_1$ ,  $P_2$ , and  $P_3$  share mailbox  $A$
- $P_1$  sends;  $P_2$  and  $P_3$  receive
- Who gets the message?

## Indirect Communication

---

### ■ Solutions

- Allow a link to be associated with at most two processes
- Allow only one process at a time to execute a receive operation
- Allow the system to select arbitrarily the receiver. Sender is notified who the receiver was.

## Synchronization

---

- Message passing may be either blocking or non-blocking
- **Blocking** is considered **synchronous**
  - **Blocking send** has the sender block until the message is received
  - **Blocking receive** has the receiver block until a message is available

## Synchronization

- **Non-blocking** is considered **asynchronous**
  - **Non-blocking** send has the sender send the message and continue
  - **Non-blocking** receive has the receiver receive a valid message or null

## Buffering

- Queue of messages attached to the link; implemented in one of three ways
  1. Zero capacity – 0 messages  
Sender must wait for receiver (rendezvous)
  2. Bounded capacity – finite length of  $n$  messages  
Sender must wait if link full
  3. Unbounded capacity – infinite length  
Sender never waits

## SOP – CO009

*Client Server  
Communications*



April 05

Prof. Ismael H. F. Santos - ismael@tecgraf.puc-rio.br

127

## Client-Server Communication

- Sockets
- Remote Procedure Calls
- Remote Method Invocation (Java)

April 05

Prof. Ismael H. F. Santos - ismael@tecgraf.puc-rio.br

128



## Sockets

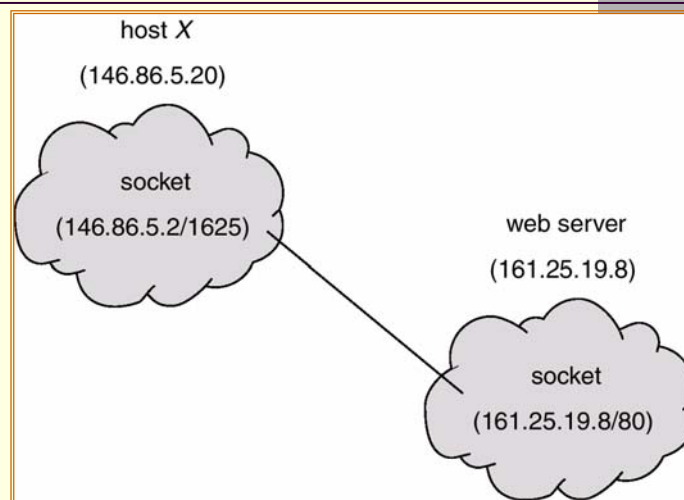
- A socket is defined as an *endpoint for communication*
- Concatenation of IP address and port
- The socket **161.25.19.8:1625** refers to port **1625** on host **161.25.19.8**
- Communication consists between a pair of sockets

April 05

Prof. Ismael H. F. Santos - ismael@tecgraf.puc-rio.br

129

## Socket Communication



April 05

Prof. Ismael H. F. Santos - ismael@tecgraf.puc-rio.br

130

## Remote Procedure Calls

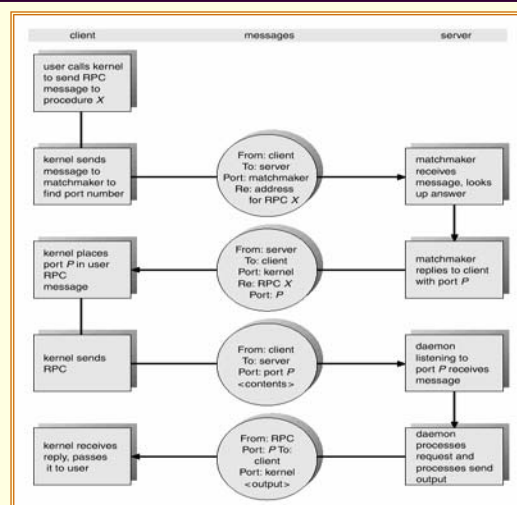
- Remote procedure call (RPC) abstracts procedure calls between processes on networked systems.
- **Stubs** – client-side proxy for the actual procedure on the server.
- The client-side stub locates the server and *marshalls* the parameters.
- The server-side stub receives this message, unpacks the marshalled parameters, and performs the procedure on the server.

April 05

Prof. Ismael H. F. Santos - ismael@tecgraf.puc-rio.br

131

## Execution of RPC



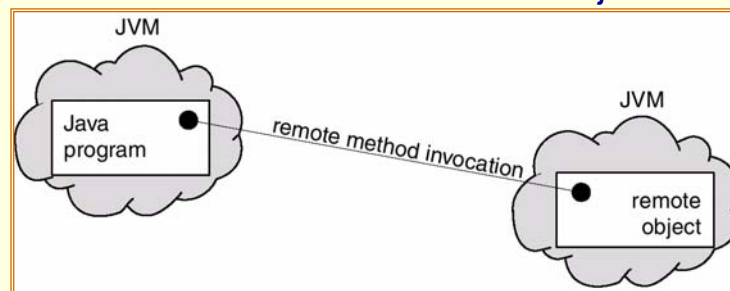
April 05

Prof. Ismael H. F. Santos - ismael@tecgraf.puc-rio.br

132

## Remote Method Invocation

- Remote Method Invocation (RMI) is a Java mechanism similar to RPCs.
- RMI allows a Java program on one machine to invoke a method on a remote object.

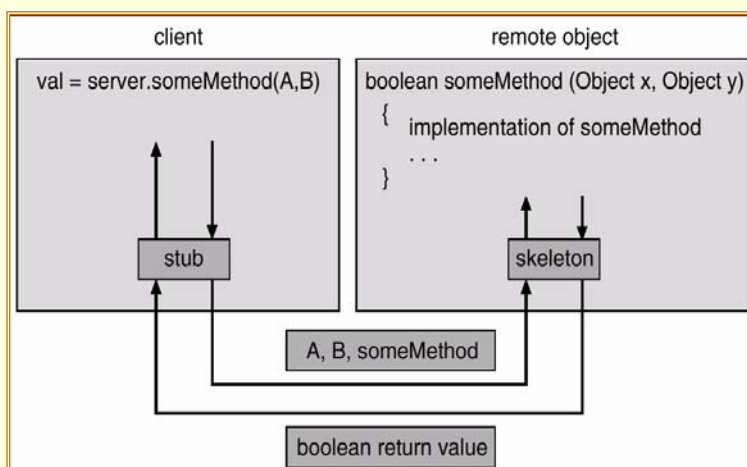


April 05

Prof. Ismael H. F. Santos - ismael@tecgraf.puc-rio.br

133

## Marshalling Parameters



April 05

Prof. Ismael H. F. Santos - ismael@tecgraf.puc-rio.br

134